

**USAG HUMPHREYS**



**SMART START  
TRANSPORTATION GUIDE**

**RELOCATION READINESS PROGRAM**





## Subway

Seoul has an extensive network of public transportation and taxis. Consistently voted as one of the best in the world for its ease of use, cleanliness, and frequency of service, the Seoul subway system is one of the most efficient ways to travel around the city. Trains run non-stop from approximately 5:30 am until midnight. All subway lines are color coded and stations display signs in Korean, English, and Chinese.

### Fare

Passenger	T-money	Ticket
Adult (19 and older)	1,250 won	1,350 won
Youth (13-18)	720 won	1,350 won
Children (6-12)	450 won	450 won

※Airport and Shinbundang lines charge additional fees: 100 won/5 km for first 10~50 km; 100 won/10 km after 50 km.

### Riding the Subway

1. Subway stations are clearly marked with color coded signs written in Korean and English.
2. You can purchase single journey tickets at ticket vending machines located within the station. A 500 won deposit is required, which you get back at your destination when returning the card. (Skip this step if you have purchased a T-money transit card).

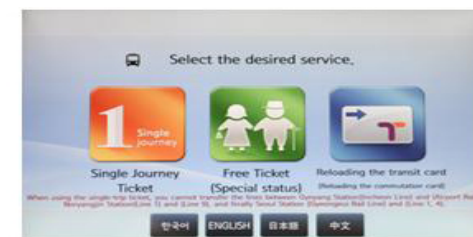
3. As you go through the turnstile, scan your card over the T-money scanner.

4. Transferring lines take place within the station. Follow the signs (color coded) to your desired line.

5. After reaching your destination, scan your card over the T-money scanner at the turnstile. Insert your card at the "Deposit Refund Device" to receive your 500 won deposit.



Choose the English menu



Select "Single Journey Ticket"



Choose your destination



Select the number of passengers, then insert money into the machine



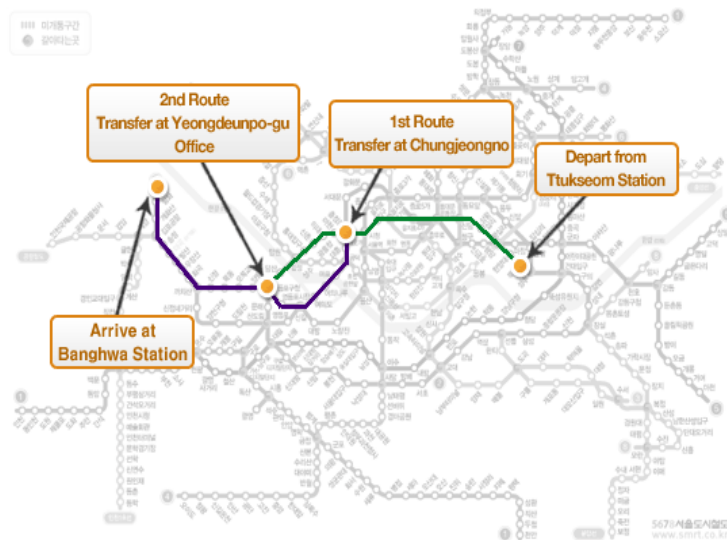
## Finding the Destination

All metropolitan subway lines are categorized into different colors to allow all passengers to easily recognize them. In addition, the numbers associated with each line are indicated at the end of each and every line.

First, find the line number of your destination. Then, find the position of the desired station on the map. Finally, check the route on the map, which will take you from the current location to the destination. For example, there are two possible least-transfer routes if you wish to depart from Ttukseom Station on line 2 and arrive at Banghwa Station on line 5.

1st Route : Ttukseom (Line 2) → Transfer at Chungjeongno (Line 5) → Banghwa Station

2nd Route : Ttukseom (Line 2) → Transfer at Yeongdeungpo-gu Office (Line 5) → Banghwa Station



## Purchasing a Ticket

Standard tickets can be purchased from Automatic Vending Machines (ATVM). Prepaid transit cards can be used until the balance on the card is exhausted, at which point the passenger may recharge it with money to continue to use the same card. For post transit cards, the amount of public transportation fee (you) used will be included in the credit card payment.



Ticket office located at each station provides guide services to the passengers



ATM provides transit card recharging and ticket sale services

### \*Transportation Cards: Single Journeys

Last May 2009, the paper tickets were replaced with plastic ticket cards. You can purchase your card at the ticket vending machines inside the subway station.



## How to Use Automatic Machines

Ticket Machine	Transport Card Machine
<ol style="list-style-type: none"> <li>1. Insert payment in the slot.</li> <li>2. Select and press the button (Regular or Child)</li> <li>3. Choose the number of tickets you want.</li> <li>4. Press the button for the value you want.</li> <li>5. Receive your ticket.</li> </ol>	<ol style="list-style-type: none"> <li>1. Place your Transit Card on the tray of the machine</li> <li>2. Press the button for the value you want to add.</li> <li>3. Insert payment in the slot.</li> <li>4. Check the fare charged and remaining money on the display screen.</li> </ol> <p>Only paper bills ( 1,000 won, 5,000 won, 10,000 won) are accepted and no change can be given</p>

Use a transit card and you can save 100 won / Subway fare is calculated based on the distance traveled. The basic fare is 1,050 won for distance less than 10km.

Category	Card	Ticket
Regular	<p>* Basic Fare: <b>1,250 won</b> until 10km</p> <p>* Plus Fare</p> <p>- 10 ~ 50km: plus 100 won per 5km</p> <p>- 50km ~: plus 100 won per 10km</p>	Plus 100 won from card fare
Teenagers (age 13-19)	<p>20% discount from regular fare minus 150 won</p> <p>(Basic Fare : <b>720 won</b>)</p>	Regular fare
Children (age 6-12)	<p>50% discount from regular fare minus 150 won</p> <p>(Basic Fare : <b>450 won</b>)</p>	Same with card fare



## How to reload your T-money card:

- Select your preferred language. Korean, English, Chinese or Japanese
- Touch the 'T-money Card' box on the screen.
- Place your T-money Card on the recharging pad
- Select the amount of money you wish to recharge.
- Pay the total recharge amount. The Device takes **1,000 / 5,000 / 10,000-won bills** and 50 / 100 / 500-won coins.
- Wait until the recharging process is completed, and don't forget to check the balance of your card before and after recharging.

## How to purchase a single journey ticket:

- Select your preferred language: Korean, English, Chinese or Japanese
- Touch the 'Single Journey Ticket' box on the screen.
- Search and select your destination.
- Select the quantity for each type of Single Journey Tickets desired.
- Once you select the quantity, the ticket price will show up on the left side of the screen.
- Pay the total ticket price. The Device takes **1,000/5,000/10,000-won bills** and 50/100/500-won coins.
- Wait for your ticket to come out
- Retrieve the Ticket, and head to the security gates.

- Spot the security gate with a green arrow; the ones with a red X or restriction symbol are not accessible. Place your ticket on the security gate card reader. After the beep, pass through the gate and head to the subway platform. When you exit the subway station at your destination, place the ticket once again on the security gate card reader.



←Security gates

## What types of tickets are available for use

### Card-type Tickets

Transit cards are manufactured based on the Radio Frequency (RF) technology and are grouped into two categories, namely prepaid and post-transit card. Commuter Subway Card can be used **60 times within 30 days after the date of purchase**.



Prepaid Transit Card



Commuter Subway Card

### Transferring to a Different Line

Check to see if you need to transfer to a different line in order to get to your destination prior to boarding the train. Then, **check the line** that you need to transfer to and the right direction that you need to take in order to get to your destination. You can easily get to the platform for the transfer station by following the signs marked as **"Transfer"**. You can make your transfer without having to pass through the gates so you do not need to buy a separate ticket for transfer purposes.



### Exiting the Station upon Arrival



Check the desired exit or destination from the general information installed in the platform.



Check the exit number and the destination and then exit out of the station by referring to the guide plate

## Taxis

Taxis in Seoul are some of the cheapest in the world as well as a useful means of transportation. Taxis can be flagged down on the streets from just about anywhere. Taxi stands are also located around major tourist destinations. Regular, Deluxe, Jumbo, and International taxis are available in Seoul. **All taxis in Korea use a meter system.**

### Regular Taxi

Regular taxis are **the cheapest** and **most common taxis in Seoul**. They can be easily flagged down on the streets from just about anywhere. Regular taxis are orange, but a few are white or gray.



### Deluxe Taxi

Deluxe taxis are about **40-50% more expensive than regular taxis**, but boasts luxury vehicles and safer service. Deluxe taxis are black with golden stripes down the side, and can normally be found at major hotels and tourist locations.



### Jumbo Taxi

Jumbo taxis can fit up to **8 passengers** and cost the same as deluxe taxis.



#### \*Warning\*

Please note that while Jumbo taxis are perfectly legal to transport passengers, call vans, while they may look the same, are not. Call vans are intended for transporting passengers with freight and cargo goods and charge a much higher fare. Call vans will have the words "VAN" or "CALL VAN" written on them and do not use a meter system. Please take precaution when using a Jumbo taxi. All Jumbo taxis will have the words "JUMBO" written on them.

## International Taxi

Specifically created for foreign tourists, drivers of these cabs are proficient in a foreign language (commonly English). International taxis can be reserved in advance, or flagged from the street. International taxis are black with “**International**” written on its side.

Reservation: [www.intltaxi.co.kr](http://www.intltaxi.co.kr)



## Fare

Fare	Regular	Deluxe/Jumbo	International
Base fare	3,000 won/2km	5,000 won/3km	2,880 won/2km
Distance charge	100 won/142m	200 won/164m	120 won/144m
Idle charge	100 won/35s	200 won/39s	120 won/35s
Late-night surcharge	20% from 12am~4am	None	None

※International taxis charge a flat fares (55,000~75,000 won) from Incheon Int'l Airport to destination around Seoul.

## Bus

Seoul's public bus system is well-developed, cheap, and a convenient form of transportation. All buses are color coded: **blue buses** connect the outer areas to the inner city, **green buses** connect subway stations to nearby residential areas, **maeul (local) buses** travel around small areas, **yellow buses** travel in a circulation route around the central parts of the city, and **red buses** connect the city with surrounding areas. However, due to the lack of English signs and information at bus stops, Seoul's buses can be more difficult to use for first time travelers to Korea.

## Fare





Bus	Adult	Youth (13-18)	Children (6-12)
Blue, Green	1,300 won	1,000 won	450 won
Maeul (local)	1,050 won	550 won	300 won
Yellow	1,200 won	800 won	350 won
Red	2,400 won	1,800 won	1,200 won

※**T-money card users receive a 100 won discount.**





※Transfers (to other buses and subways) are free. Note: You must scan your card on the T-money machine when getting off the bus to receive a free transfer. Transfer must take place **within 30 minutes**.



## Seoul City Bus Numbering System

Type of Bus	Numbering System
<b>Blue Bus</b> 	<b>3-digit number : Departure + Destination + Bus ID (0-9)</b> Example) 101 1: Departure (Dobong, Gangbuk, Seongbuk, Nowon) 0: Destination (Jongno, Jung-gu, Yongsan) 1: Bus ID number
<b>Green Bus</b> 	<b>4-digit number: Departure + Destination + Bus ID (11-99)</b> Example) 1212 1: Departure (Dobong, Gangbuk, Seongbuk, Nowon) 2: Destination (Dongdaemun, Jungnang, Seongdong, Gwangjin) 12: Bus ID number
<b>Red Bus</b> 	<b>4-digit number: 9 (Suburban Area) + Departure from suburban area + Bus ID (00~99)</b> Example) 9212 9: Red Bus (all express buses traveling to suburban areas start with 9) 2: This bus starts from Suburban Area 2 (Guri-si, Namyangju-si) 12: Bus ID number
<b>Yellow Bus</b> 	<b>2-digit number: District + Bus ID (1~9) (1~9)</b> Example) 41 4: This bus circles District 4 (Seocho-gu, Gangnam-gu) 1: Bus ID number

## Type of Bus & Bus Fares (When there is no transfer, the base fare stated below is applied regardless of distance)

<b>Blue Bus</b> 	Service Blue buses travel long distances on major arterial roads within Seoul and serve more than two districts.				
Fare	19+	13~18	7~12	6-	
Card	1,050	720	450	Free	
Cash	1,150	1,000	450	Free	
<b>Green Bus</b> 	Service Green buses operate on branch lines within one district of Seoul, carrying passengers to transfer points.				
Fare	19+	13~18	7~12	6-	
Card	1,050	720	450	Free	
Cash	1,150	1,000	450	Free	
<b>Red Bus</b> 	Service Red buses are express buses connecting Seoul with suburban areas. The service is rapid and comfortable.				
Fare	19+	13~18	7~12	6-	
Card	1,850	1,360	1,200	Free	
Cash	1,950	1,800	1,200	Free	
<b>Yellow Bus</b> 	Service Yellow buses travel in a closed circle only within major district areas of Seoul.				
Fare	19+	13~18	7~12	6-	
Card	850	560	350	Free	
Cash	950	800	350	Free	

### Discount Benefits for Transfers

- The base fare covers the first 10 kilometers. Each additional 5 kilometers costs 100 won.
- Passengers benefit from the integrated fare system when transferring between buses or between buses and subway. For example, if Mr. A uses his transportation card to travel 14 kilometers by subway, then transfers to a bus for a five-kilometer ride within 30 meters of the subway exit, he will be charged a base fare of 1,050 won for the first 10 kilometers, plus 100 won for every additional 5 kilometers traveled. In total, Mr. A will pay 1,250 won with his card.
- Transfer discounts only apply when passengers transfer within 30 minutes (or within 60 minutes if traveling from 21:00 to 07:00 the next day) after scanning their card over the card terminal at the exit. Discounts are not given for transfers unless the transportation card is scanned over the card terminal.
- Discounts are not given when you pay in cash.
- Discounts are not available when transferring to the same bus line.

### Seoul City Traffic Card - T-money



T-money is a Seoul City transportation card that can be used for buses, subways and card taxis. The T-money card can be either prepaid or postpaid (through a credit card). The prepaid card, which can be used only for transportation, costs 2,500 won.

The T-money card is sold at subway ticket counters and GS25 convenience stores. Value can be added to T-money cards at any T-money card vendor or kiosk for amounts from 1,000 won to 90,000 won. Users departing Seoul can get a refund for any remaining amount on the card (minus a 500 won service fee) at any T-money card vendor. Please note that if a card appears undamaged but is not working properly on a card reader or charger, it is also eligible for a full refund of balance. However, a card damaged by the holder's own fault may not be eligible for a refund.

By using a T-money card, passengers will enjoy greater discount benefits than if using cash. For example, if Mr. A takes five consecutive bus or subway rides, for a distance totaling less than 10 kilometers, he will only pay a base rate of 1,050 won. If he pays cash, however, that sum would total up to 5,250 won.

Last updated in February 2012

Sometimes Green, Yellow and local bus drivers drive aggressively because bus schedules are very tight. Therefore they're always in a rush.

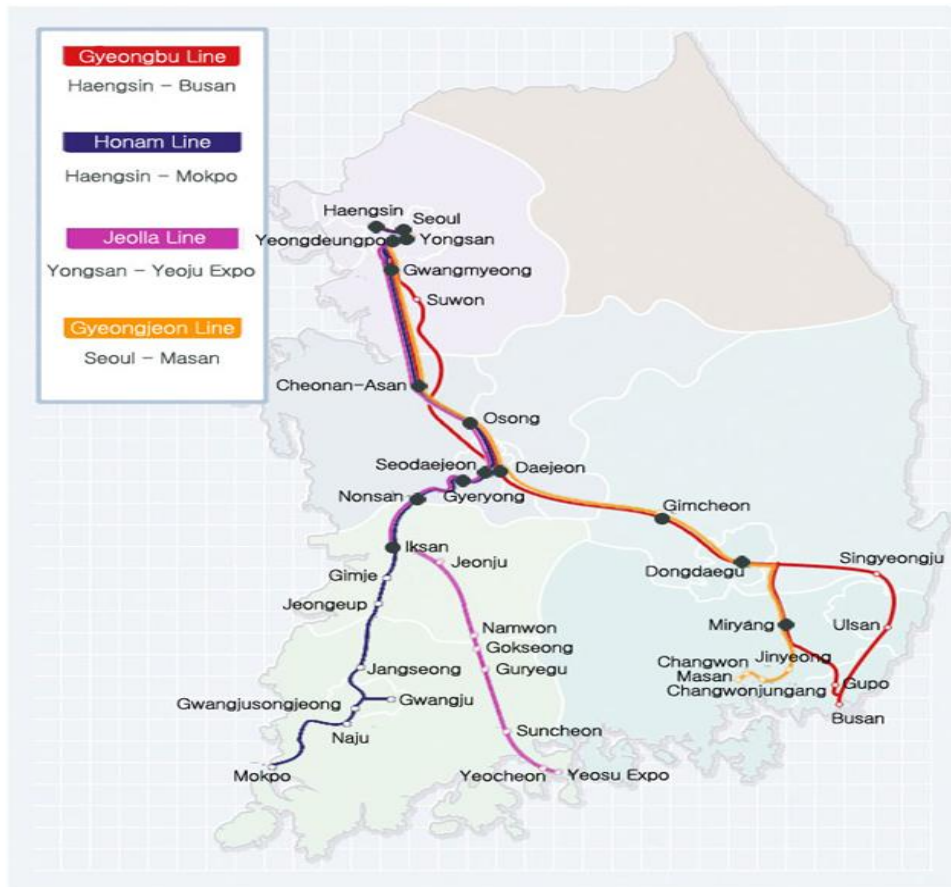
Please hold onto safety bars because buses are in a constant rush to get to the next stop.



## Intercity Travel

### Korea Train Express (KTX)

The **KTX** is **Korea's high-speed rail system** that connects Seoul to the southern regions of the peninsula. Traveling up to 300km/hr, travel from Seoul to Busan takes just 2 hours and 18 minutes. Tickets can be purchased up to 60 days in advance of your travel date at any train station, large post office, travel agency, and the official KTX website



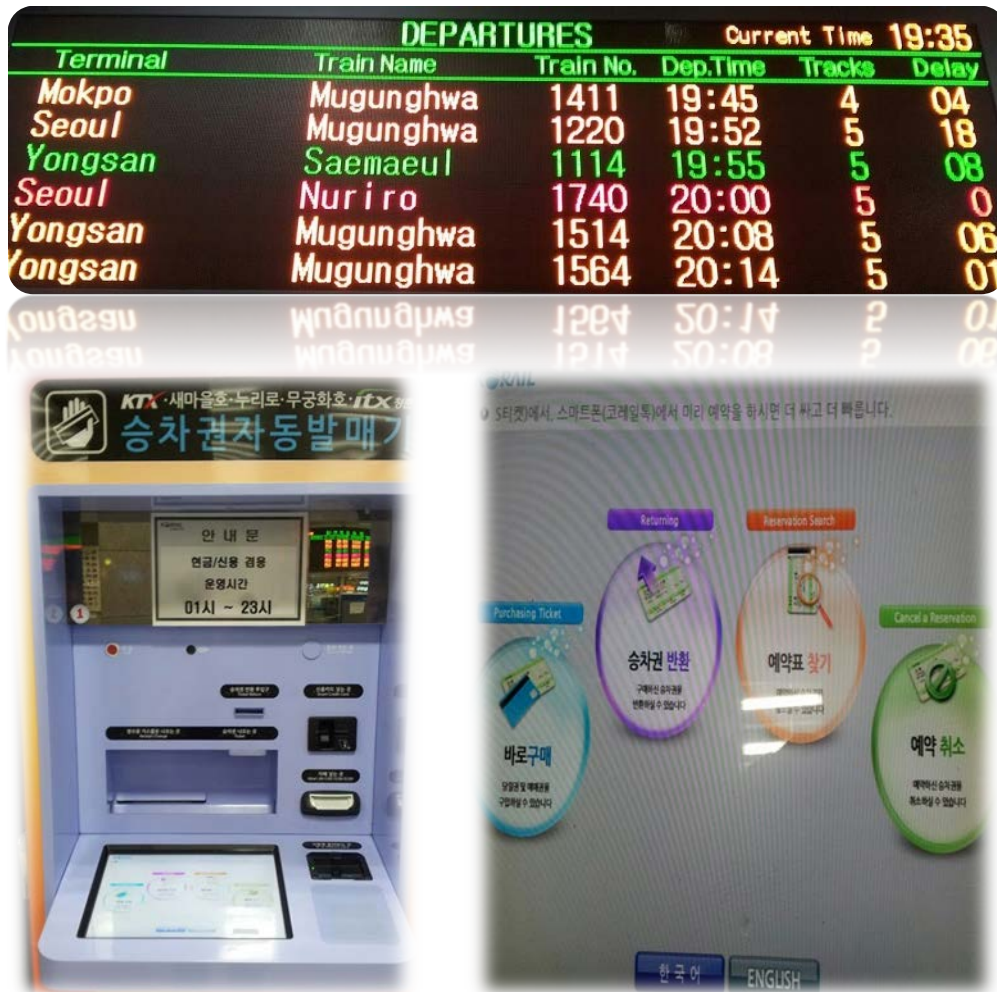
### Fare

Line	Route	Mon – Thurs	Fri – Sun & Holidays
Gyeongbu	Seoul (Seoul Station) – Busan	43,000 ~ 53,700 won	46,500 ~ 57,700 won
Honam	Seoul (Yongsan Station) – Gwangju	36,900 won	39,700 won
Honam	Seoul (Yongsan Station) – Mokpo	41,600 won	44,700 won
Gyeongjeon	Seoul (Seoul Station) – Masan	48,600 won	52,300 won
Jeolla	Seoul (Yongsan Station) – Yeosu Expo	42,800 won	46,000 won

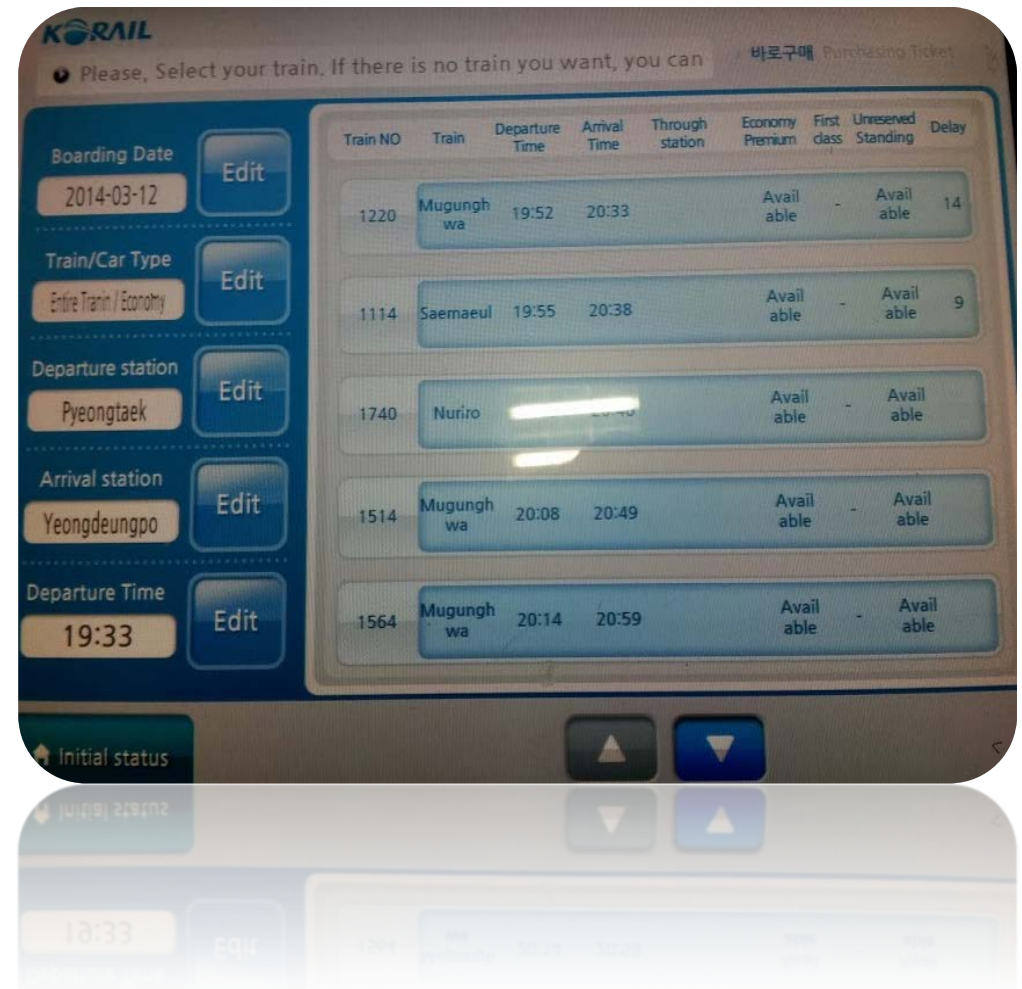
**\*Korail customer service center: 82-1599-7777**



## Departures information images



You could also make a reservation through vending machines or online apps.





Category	E-ticket	Voucher
Where-to-buy	www.korail.com	Tour agencies outside of Korea
How-to-pay	Credit cards	Cash or credit cards
Term of validity of reservation	You have to pay within 55 days from the day when you made the reservation.	When you purchase the ticket
Documentary evidence	Printed E-Ticket	Voucher
Period of time for exchange	Within 180 days from the day a reservation is made	Within 180 days from the day a voucher is purchased
The place for exchange	Every station in Korea	Every station in Korea
Requisites for exchange	E-ticket, passport, the credit card with which the reservation was made	Voucher, passport
Term for cancellation	Before an exchange of an E-Ticket	Before an exchange of a voucher
Cancel charges	No charge	15%
place to return	NO place available	The tour agency where the voucher was purchased
Expiration date	From the date of the user's designation upon the presentation of the E-Ticket to the end date of the ticket validation (within 30 days from the date of exchange)	From the date of the user's designation upon the exchange of the voucher to the end date of the ticket validation (within 30 days from the date of exchange)
Trains available	Economy class of every kind of train including KTX (except subways in and suburban Seoul and sightseeing trains). In case of first class or sleeping car, 50 percent discount is offered.	

## Express Buses

Express buses connect Seoul with the rest of Korea and are convenient to get to destinations that are not connected by rail. There are two major intercity bus terminals in Korea: Express Bus Terminal, and DongSeoul Bus Terminal. The Express Bus terminal is divided into two terminals, Gyeongbu·Yeongdong Terminal and Honam Terminal, and connects Seoul with the southern and eastern regions of Korea respectively. The DongSeoul Bus Terminal connects Seoul with the north-eastern regions of Korea. The Express Bus Terminal is located at the Express Bus Terminal Subway Station (lines 3,7, and 9). The DongSeoul Bus Terminal is located at Gangbyeon Subway Station (line 2). Times vary by route, but most buses run from 6am to 2am.

### Fare and Route

**Tickets cost anywhere from 3,000~35,000 won depending on the destination.** Tickets can be purchased at the ticket windows on the date of travel. When purchasing your ticket, you may choose from the more spacious premium buses with 3 seats per row, or a regular bus with 4 seats per row.

Major destinations from Gyeongbu·Yeongdong Terminal

Metropolitan Cities	Busan, Ulsan, Daegu, Daejeon
Gyeonggi Province	Icheon, Anseong, Pyeongtaek
Gwangwon Province	Sokcho, Gangneung, Samcheok
Chungcheong Province	Gonju, Cheonan, Cheongju
Gyeongsang	Jinju, Gyeongju, Pohang

Major destinations from Honam Terminal

North Jeolla Province	Jeonju, Namwon, Sunchang
South Jeolla Province	Gwangju, Mokpo, Yeosu
North Chungcheong Province	Chungju, Cheongju
South Chungcheong Province	Yuseong, Nonsan, Cheongyang
Gangwon Province	Chuncheon, Cheolweon, Pocheon
North Gyeongsang Province	Andong, Yeongju, Yecheon

Major destinations from DongSeoul Bus Terminal

Gyeonggi Province	Icheon, Yeoju, Pyeongtaek
Gwangwon Province	Sokcho, Gangneung, Samcheok
Chungcheong Province	Gonju, Cheonan, Cheongju
Gyeongsang Province	Jinju, Gyeongju, Pohang
Jeolla Province	Gunsan, Suncheon, Jindo

### Riding the Bus

Once you have purchased your ticket, proceed to the boarding gate number on your ticket. Large luggage can be stored underneath the bus. For longer trips, buses will stop at rest areas along the highway for about 10 minutes.

## Travel Pass

### T-Money

**The T-Money card is a standard transit card** that can be used on any public bus, subway, taxis, and even many convenient stores. After charging your card with the desired amount, funds are deducted as the card is used. **T -Money cards offer a 100 won fare discount for buses and subways, and transfer discounts between buses and subways.** To receive the transfer discount, scan your card when getting on and off the bus. (Note: You must scan your card when getting off the bus at your last transfer.) The transfer discount is only valid for 30 minutes between transfers.

#### Where to Buy

T-Money cards can be purchased and charged at most convenience stores, subway stations, and tourist information centers. Cards can be purchased for 3,000 won and charged with any amount. T-Money cards have no expiration date and any unused balance will remain on your card until used. If you wish to receive a refund for balances less than 20,000 won at convenience stores for a small fee. For balances greater than 20,000 won, refunds must be made at the T-Money headquarters (1<sup>st</sup> fl. T-Money Town, Seoul City Tower Building, Namdaemun-ro 5-ga, Jung-gu, Seoul). The price of the card cannot be refunded.

**\*If you want to check your balances, you can check it in convenience stores**



### T-Money Mpass

The T-Money Mpass is a transit card specifically designed **for international visitors** that require the use of public transportation multiple times a day. The card can be used up to 20 times a day for most subways and public buses. Just like regular T-Money cards, the Mpass can also be charged with additional funds to use at convenience stores, taxis, and more.

#### Where to Buy

The T-Money Mpass can be purchased at the Tourist Information Centers located in front of exit 5 and 10 on the 1<sup>st</sup> floor of Incheon Int'l Airport, the Seoul Global Culture & Tourism Center in Myeong-dong, and the Gangnam Tourist Center. The Mpass is good for one-month from the date of purchase, and will only be activated upon use. The card expires at midnight of the last day.

Card Type	1 Day Pass	2 Day Pass	3 Day Pass	5 Day Pass	7 Day Pass
Price	10,000 won	18,000 won	25,500 won	42,500 won	59,500 won

#### Discount & Benefits

The Mpass can also be used to receive discounts at the following locations: Seoul Museum of Art (Free), N Seoul Tower (10%), Chongdong Theater (10%), Lotte World (10%), "Sagye" Drama Exhibition (20%), Performance "Sachoom" (20%), and select restaurants in Myeong-dong.

## Seoul Citypass Plus

The Seoul Citypass Plus is similar to a T-money card but comes with more functionality. The card itself costs 3,000 won. Once the card is purchased, funds can be deposited to use for public transportation, public pay phones, and convenience stores. It even comes with a packet of coupons that can be used at major attractions.

### Where to Buy

The Seoul Citypass Plus can be purchased at most convenience stores, subway stations, and tourist information centers.

### Discount & Benefits

The Seoul Citypass can be used to receive discounts at the following locations: Seoul City Tour Bus Nighttime course (20%), Seoul Museum of Art (Free), Chongdong Theater (10%), Nanta (10%), Hangang River Cruise (10%), 63 City Observatory (10%), N Seoul Tower (10%), and select restaurants and stores.



## Currency

Korea's currency is the **won**. There are 1,000; 5,000; 10,000; and 50,000 won bills. Coins come in 1, 5, 10, 100, and 500 won. (1 and 5 won coins are not widely in circulation)

### Korea's Bills

- 1,000 won (cheon won)



Front

Back

- 5,000 won (oh cheon won)



- 10,000 won (man won)



- 50,000 won (oh man won)



- 50 won (oh sib won)



Front

Back

- 100 won (baek won)



Front

Back

- 500 won (oh baek won)



Front

Back

## Bank

Banks can offer some of the best exchange rates to travelers. Banking hours can vary, but most business hours are **from 09:00 to 16:00**. ATMs typically operate until 23:00, but many are open 24 hours. ATMs can also be found at convenient stores, but generally charge a higher transaction fee. ATMs that accept international cards are common, especially in areas frequented by foreigners; look for ATMs with a “Global” sign or the logo of your bank. Global ATMs offer multi-languages.

## Currency Exchange

Most banks offer currency exchange services and can offer some of the best rates. Government-certified currency exchange booths also offer currency exchange services outside of regular banking hours around areas frequented by international visitors. Certified booths are marked with currency symbols with a “Certified” sign on display. It is ill-advised to exchange currency at uncertified booths.

## Global Tax Free

In Korea, a 10% VAT is indirectly added into the price of many of your purchases. At stores that display a “Tax Free” sign, foreigners are eligible for a tax refund on purchases greater than 30,000 won. In order to receive your refund, you must go through the following procedures:

1. Purchase merchandise of total value greater than 30,000 won at stores displaying the “Tax Free” sign.
2. Show your passport and ask for a refund check during checkout.



3. Present your passport, refund check, receipt, and unopened purchased merchandise at airport customs when leaving the country.

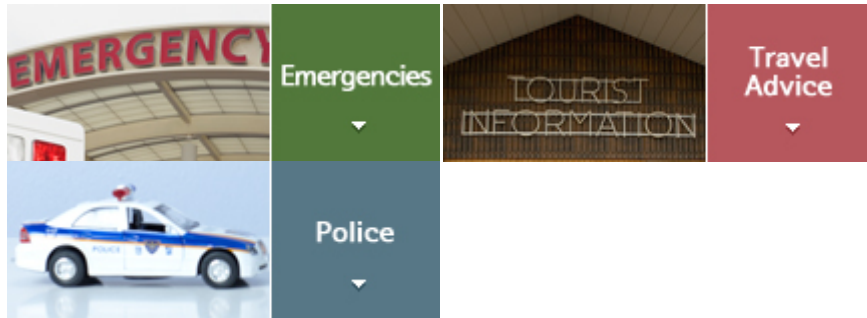
4. Receive your cash, check, or credit card refund at the refund counter located near the departure gates.

## Tipping

**Tipping is not a part of Korean customs nor is it expected anywhere.**

However, many major hotels and upscale restaurants add a 10% service charge (on top of the 10% VAT) to the bill. Taxi drivers don't expect tips, but do appreciate if you let them keep the change.

## All you need to know about staying safe in Seoul



### Travel Advice

Whether you're traveling as a group or as a solo female traveler, you can rest assured that Seoul is a safe place to visit. As long as basic safety precautions are taken, there shouldn't be any problems that may hinder your experiences in Seoul. Here are a few tips to enjoy a safe and memorable trip to Seoul.

Follow basic safety rules - most parts of Seoul are safe to freely roam around day and night, even for women traveling alone. As long as basic safety precautions are taken, like avoiding dark alleys and parking lots, it is very unlikely to encounter dubious or troublesome individuals.

In the event you encounter police in full riot gear, do not be alarmed. In most cases, the riot police are there as a precaution. Simply, keep out of the way of any confrontations that may occur.

In the event of an incident, go to the nearest police station or dial **Tel. 112** – If you are a victim of an assault or an infraction, day or night, go to the nearest police station to file a report.

### 【 Taxi Precautions 】

- **Check that the cab driver is going by the meter** and be sure to pay only the price that is shown on the meter, regardless of the number of people in your party. (Tolls separate)
- You can ask the cab driver to give you an estimate on how much the cab fare will come out to be to get to your destination.

### 【 Call Van Precautions 】

- Make sure that the driver understands exactly where you want to go, and always negotiate the price of the fare before you get into the vehicle.
- Call vans are black and larger in size than regular taxis. They do not have meter systems installed, so **check the price before you get into the van.**

### 【 Shopping Precautions 】

- It is recommended that you shop at stores that clearly list their prices.
- If you have requested for your purchase to be delivered to you, take note of the number of items, the condition of the items, the date of delivery, and store contact information, and **always ask for a receipt.**

### 【 Restaurant / Street Vendor Precautions 】

- At restaurants, it is recommended that you check the prices on the menu before you order.
- Some street food carts may not display their prices. **It is recommended that you ask about the prices before you order.**

## Police

Police stations are located throughout the city. Most police stations do not have an English speaking staff, but will be able to provide you with a free interpretation service in the event of an emergency. If you are a victim of an assault or an infraction, day or night, go to the nearest police station to file a report or dial **Tel. 112**.

Whether traveling as a group or as a solo traveler, you can rest assured that Seoul is a safe place to visit. But to ensure the maximum safety of all international travelers, tourist police officers patrol the major tourist areas of Seoul, including Myeong-dong, Itaewon, and Dongdaemun. Dial **Tel. 1330** to locate the nearest tourist police officer.

### **Tourist Police Services:**

- 101 tourist police officers will patrol the streets of the seven major tourist areas in Seoul
- Crackdown of illicit activities, including overcharging merchants and taxi drivers.
- Tourist assistance and interpretation services in English, Japanese, and Chinese.
- Resolve any disputes and complaints that may arise during travels

## Emergencies

In the event of an emergency, please contact the respective departments listed below.

Police Department : **Tel. 112** (for theft, assault, and other crimes)

Fire Department : **Tel. 119** (for general accidents and ambulance)

International Healthcare Center : **Tel. 1339** (medical assistance for international visitors)

Tourist Information Center: **Tel. 1330** (for any other tourism related assistance)

For more information? Please go to this website.

<http://english.visitkorea.or.kr/enu/index.kto>

<http://www.korail.com/>

[http://seoul-mate.com/xenglish\\_main](http://seoul-mate.com/xenglish_main)





## **How to get to the Pyeogtaek station, AK Plaza and E-mart**

**SMART START**

**TRANSPORTATION GUIDE**

**RELOCATION READINESS PROGRAM**







